



# LAPIS

[www.ndlapidary.org.au](http://www.ndlapidary.org.au)

“SHARE YOUR KNOWLEDGE”

VOLUME FORTY SEVEN - NUMBER ELEVEN AUGUST 2011

## CLUB NEWS

The **August GENERAL MEETING** will be held on **SATURDAY 13<sup>th</sup> August at 2pm**. During that meeting a resolution to change the constitution of the Northern districts Lapidary club will be put to club membership.

Following that meeting **The Annual General Meeting** and election of Office Bearers for 2011/2012 will take place.

All members are welcome.

### Guest speaker

Following tradition, there will not be a guest speaker for August as we enact the election of Office Bearers at the AGM.

### FROM THE PRESIDENT

Have you marked the AGM on Saturday 13<sup>th</sup> August 2pm in your diary? I look forward to a large attendance of members. Reports are tabled in this issue of Lapis. Congratulations to all members who have contributed their time, effort and assistance to a successful year. Hopefully you, both new and long time members, will be enthused to add your name to the committee list this year!

My personal thanks are extended to all.  
Diane Neasmith

### New Members

We would like to welcome our newest members

**Emily May** from Carlingford  
**Tim Morgan** from Beecroft  
**Rex Oakman** from Lane Cove  
**Mike Robertson** from Epping (welcome back)  
**Emanuel & Adriana Vassallo** from Beecroft

We wish them much enjoyment cutting gemstones and enjoying the other aspects of our Club.

## NDLC Office Holders Annual Reports for 2010/2011

### The President – Diane Neasmith

The Club looks back at its roots forty five years ago. See how far we have come! A vibrant club providing equipment & expertise so members obtain quality knowledge to create items judged among the best in Australia. The host of medals won at the Bathurst GEMBOREE is testament to that achievement. The individual satisfaction of the members who do not compete is also testament to the quality of our Club. We remember those who have led the way, especially dear Harry Lovell who passed away this year.

Thank you our Instructors Glenn Brown, Johan ten Hoedt, John Weatherburn, Brian Burns, Jean Macleay, Ed Bentley, Eric Stevenson, Phil Schofield, Paul Khoo & Corin Sadlier - who have freely given their time to each class member. Special thanks to Norm Fitzpatrick who has passed the faceting class to Phil Schofield's capable hands.

Thank you those who design, install and maintain our excellent equipment and tools in collusion with Phil Manton. Thank you Bert Deane, Lou Sun & John Andersen for your design & installation of our tumbler. It was only a dream a year ago.

We miss David Broome, when he is on holiday from cleaning the Club rooms.

The kitchen purchase of supplies is ably done by Gina Weatherburn.

Thank you Alex Maitland for web site maintenance and Nivea Adami, auditor of the books. Not forgetting a special thank you to Raffologist, Deirdre McDougall, who draws our lucky tickets each month.

The Club acknowledges Hornsby Shire Council who has provided a Club Room lease suitable to

assist the Club to continue to provide a quality hobby for the local community.

I thank my mentors during my year of baptism into Presidency – Barbara Try, John Weatherburn, Brian Burns and Past President John Andersen. For other members who do so much behind the scenes. Thank you.

The Club is indebted to the Committee members who attend two meetings a month to keep the Club running smoothly. On behalf of your Committee - Glenn Brown, Sharon Waters-Adler, Gib Owen, Colin Hazell, Phil Manton, Ed Zbik, Barbara and Tony Try, Marijke Noonan I wish the Club every success for 2012.

It takes a great team effort to keep the Club active and looking forward. I appeal to members to fill all positions on Committee at the AGM on 13 August 2011.

Thank you all  
*Diane Neasmith.*

### **The Exhibition 2010 – John Weatherburn**

By lots of criteria the Exhibition was a big success. Attendances were good with over 800 visitors.

The financial results were excellent with our highest ever gross takings. All stalls had good sales and we should consider restocking in some areas.

Competition entries were down but the increase in jewellery entries is a credit to our Instructors.

Working bees were well attended but five sections struggled along without leaders. We had plenty of workers but not enough chiefs.

Our Exhibition is a very important component of our Club's activities. Your support will be required in 2012.

*John Weatherburn*

**Webmaster Report- ---** Editor of Lapis  
The NDLC website was set up and is administered by *Alex Maitland*. It always contains the most up to date information on the club and its activities and the club magazine. It is an informative and an invaluable link to the club and the lapidary crafts used by local and overseas web users.

The club extends its thanks to Alex for his diligence in maintaining currency of information and the trouble –free access the site allows.

### **Vice President report (no vice president)**

#### **Secretary's Report – Glenn Brown**

I have just completed my third year as secretary within the club and it is now time for me to vacate this position allowing a new member to step in and take on the role. It has been an interesting and informative 3 years for me and the monthly meetings have provides some healthy debate at times. I would like to encourage all members to consider taking on a committee position within the club at this years AGM. The club is more than just the provision of space and equipment for members to practice and perform the art of lapidary. Its existence is dependant on your help and support. We need the input of new views and ideas by members to help the club to grow and prosper into the future. You can provide these new ideas and have a real impact on the future direction by becoming involved in the running of the club.

As secretary I have welcomed a steady stream of new members joining the club over the past year. As instructor for the Monday night cabochon class it also great to see many of these new members being active in the classes the club provide. We have some real talent and passion for the hobby coming into the club.

*Glenn Brown*

#### **Gem Council Delegate – Barbara Try**

The last year was a big year for the Gem & Lapidary Council of NSW, predominantly because of the GEMBOREE, which was held at Bathurst over the Easter Period.

I would like to thank the Northern Districts Lapidary Club members for their support and assistance, both in the preparatory stages, as well as during and after the GEMBOREE.

This assistance and support involved a lot of club members, particularly in regard to:-

- a) Those members who supported the GEMBOREE by entering the various competition sections.

- b) The Judging days that were held over two weekends.
- c) Preparing the showcases and setting them up at Bathurst, after Colin Hazell made special trips to deliver them and bring them back to the club.
- d) Stewarding roles – assisting competitors to get their entries into showcases and then meticulously wrapping and preparing them for collection after the GEMBOREE.
- e) Dismantling and packing of showcases at the end of the GEMBOREE.
- f) The rolling of drapes and cleaning up when everyone else had gone.

DVD's 2

- 2: The loan on library books and DVD's has been at a good level reaching over 100 for the past year. Good interest has been shown by new members.
- 3: New laminated signs were made and displayed on the library's window.

*Marijke Noonan*

**Publicity Officer – John Anderson**

My term of office as Publicity Officer has been brief, so my actions in this position will not be a shining example to future Publicity Officers. However I will take this opportunity to encourage more members to accept a position on Committee and so assist with the running of the Club.

The work attached to most jobs on Committee is not onerous; the important part is to attend the Committee Meetings where the decisions on how the Club will be run are made. These decisions should not be made by a few members, but by as many members as possible.

It is an unfortunate fact that, for the last ten or more years our Club has operated with less than a full Committee. This of course means that decisions about the running of your Club are made without the benefit of a full input from the membership. It also means that if a position is not filled someone on Committee must take on that job. Usually the President. At the present time Diane not only does the President's work, but she also takes care of the work of, Vice President, Education Officer, Social Secretary, Membership Secretary, and until recently, the Publicity Officer...Too much; Even for Dynamo Diane. We cannot expect the President to carry that load, so, this year let us take a good look at not what the Club Can do for us, but what can we do for the Club!

Join the Committee!

*John Andersen.* (past president)

**Editor of Lapis – Colin Hazell**

Lapis is published as 11 editions each year. It is not published in January during the Christmas holiday period.

Current circulation of Lapis by mail is 112 members, 2 gratis to elderly former members and 26 copies to official bodies and other clubs. In addition 10 copies are usually printed as an

You can all be proud of your efforts which contributed to a successful GEMBOREE.

I sincerely thank you all for your support and assistance in what has ultimately proven to be a very memorable experience.

*Barbara Try*

**Cutting Room Supervisor**      *Phill Manton*

Thank you for the trust, guidance and friendship over the past year. It has been a pleasure being a part of this Great Club.

We have replaced some Nova Wheels and built a "Tumbler". Plans are underway for more Nova's to be installed in the cutting room. I would like again to thank the backbone members of the Club for their support, instruction and help. Especially the friendship Club members have shown me.

Yours,

*Phill Manton.*

**Librarian – Marijke Noonan**

1: The number of new books and DVD's acquired during the year are:

New Books	By Subject	
	Gemstones	7
	Gold	1
	Reference	2
	Jewellery	6
	Metal Clay	3
	<u>Wire</u>	<u>3</u>
	<u>Total Books</u>	<u>22</u>

overrun and placed in the clubrooms for goodwill purposes and reference as needed, meaning 150 printed copies each month.

A total of 71 persons receive Lapis by e-mail, being 66 members, 1 club, 1 business and 3 requests by non-members due to a shared interest in the hobby.

19 mail copies and 15 email Lapis each represent a 2 person or more family membership.

The magazine is also available on the club website and through AFLACA links, but I don't know the number of hits that Lapis receives through this medium.

Most editions of Lapis are 10 – 12 pages.

Costs of publishing Lapis annually are approximately \$1200 for printing costs, \$925 for mail costs, \$100 for envelopes and \$100 for Labels, totalling approximately \$2325. (approx. \$1.50 per copy by mail, or approx. \$1.00 per copy distribution all media).

Other incidental costs of production are borne by various club members associated with mailing and printing, being mainly transport, computer related expenses and telephone costs.

Many thanks are due the regular contributors, the irregular contributors and those who offer suggestions and feedback as it makes the job easier and worthwhile. *Colin Hazell*

**Field Trip Officer – Ed Zbik**  
**Field Trips Report 2010/2011**

The years program had ten Field Trips, the most popular was to Tumut and Beechworth organised by Bert Deane as the Grey Nomads headed to Tumut and Beechworth with 21 attending the November Safari south.

August 2011 had a wet excursion to Duckmaloi Quarry and Bismuth Mine, limestone was friable, the ground had a constant flow of water over it from the rain and we didn't dig down as any hole made was quickly filled in with water.

John Weatherburn organised a floral trip to Patonga to find waratah's blooming in the bush

and then visited the gardens at Kariong. It was well attended as a weekday activity.

November 2010 had us walking the rock platforms of Turrimetta Headlands to look for fossils amongst the shale, many a nice piece of detailed fern leaves was found.

December 2010 had us heading to Sunny Corner but the weekend was washed out with over 100mm rain falling and fierce gale winds blew across the areas, visited Portland and spent much of the time at Lithgow going through its art galleries and various boutiques. Sunday was spent picking apples at a Bilpin orchard in the rain before heading back to Sydney.

First trip in 2011 was a weekend in March to Mount Werong and walking to Ruby Creek Mine. On Sunday we visited Porters Retreat, spend half the day at Sapphire Bend in Vulcan, picked some slippery jack mushrooms, found a nice piece of clear quartz crystal and had a last stop at Blue Hill Quarry where we could see the three main quartz dykes that has smokey quartz, nothing found here.

Late March had a Thursday walk about "Old Man Valley" and a visit to Hornsby Quarry, it's no longer accessible to the public as one side of the quarry wall has the potential of "slipping" into the water filled base. The profile of the diatrema can still be easily seen as an anticline across the northern wall. One thing we found interesting was an early cemetery dating back to 1798 with a number of graves from the early pioneers in the area.

Trip in May was a weekend to Bulahdelah to climb and cross the top of Mount Alum, we liked it so much on Saturday that we repeated half the walk on Sunday. Some specimens of Alunite were found but the scenery was breathtaking.

The June long weekend had four members visit Yerranderie "Ghost Town". Some stayed in the Post Office Lodge with its fireplace and many modern comforts, a ghost is said to walk the premises. Yerranderie has over 20 mines and mine dumps scattered around it, we visited a number of mine heaps and mine entrances throughout the area. Most spectacular was the Silver Peak Mine hill. The hill was actually mine tailings 60m above the valley floor that easily covered five football fields. The mine shaft was a vertical hole 6 x 5m

square and some 60m deep before reaching the first level. The head works was fenced off with a gangway across the hole.

Sunday at Yerranderie saw us walk to the Tonali River and heading bush. Some prospected the river while the adventurous boys headed off to the Kowmung gap some kilometers away.

Monday saw us meet the National Park ranger and we went off looking for a gold prospecting era water race that was still functioning in Ruby Creek, we also visited Ruby Creek Mine area but because of the rain now falling after two days of sunshine, the creek was up and the ground soggy and muddy, we didn't go down the steep slopes to the mine. Still had good photo shots around the huts and milling area.

Last trip for the year was more exploratory with a bush walk at Woy Woy. The first part was a hike about two kilometers east of Staples Lookout to two aboriginal engraving areas not normally accessible to the general public, the first one had what appeared to be several rabbits and some male figures engraved into the sandstone, the second site had a more detailed and less eroded group of carvings that included an engraved shield, a emu, goanna and a number of male and female engravings, but the best one was a "Biame" figure of a man-spirit with radiating beams from his head. The second part of the day was another bush walk down Bambara Track and detouring off it to visit Egyptian hieroglyphics carved into a crevice into the side of a cliff. One path way was along a thin ledge along the cliff side while another was into a hole and climb up a crevice to get to the hieroglyphs, well worth the effort. The hieroglyphs covered some 15 square meters of rock face and some sections of engravings reached 3m up from the platform. Some of the glyphs had some potential interesting interpretations.

I would like to thank all who helped organise outdoor events for the club and also those who participated in the activities to make the events successful.

-----  
**Safety Report – Ed Zbik**

The committee was formed to continually review aspects of the clubs safety protocols.

Because the club has a diverse activity range of crafts and members with various skill developed to their own tastes with no formal classes other than "look, see, read, and do" to develop each members personal best in the craft activity they adopt, the committee has reviewed the Club Safety Manual and adopted it as the clubs base guideline. Each person is encouraged to consider their personal safety for eyes (wear safety glasses), ears (wear ear protectors of plugs), mouth and nose (wear face mask or face shield), hands to be free of personal jewelry, rings, jewelry and loose clothing. Aprin and sturdy fully covered shoes to be worn on premises.

Does OH&S apply to the club, the clubs occupation is the forming and fabrication of various materials, our health at the club is exposed to some toxic materials as dust, grime and chemicals, our safety is where you put your hands and body on machines, tools and fellow members working nearby.

The committee is

1. Update clubs Safety Booklet
2. Building up a library of Material Safety Document Sheets to cover all chemicals used in the club.
3. Reviewing work practices
4. Reviewing work space areas
5. Follow up safety issues
6. Place appropriate safety signage
7. Maintain First Aid Kit
8. Promote the same simple practice for all instructors, classes and members.
9. Provide articles to LAPIS on safety.

The Safety Committee comprises of Edward Zbik (chair), Colin Hazell and Phil Manton

-----  
**The Treasurers report** - Sharon Waters-Adler  
Treasurers report appended as a separate item, available to members only as per constitution.

-----  
**CLUB MEMBER NAME BADGES**

Name badges are available at a cost of \$10 each to members. Orders are being taken on a yellow list is on the notice board. The badge will help people to know your name quickly recognize you as a member of the club. Order your badge today.

**Annual Membership Fees** were due for payment at the end of June.

Management committee have determined that fees will remain the same for the coming year. (2011-2012).

Rates are therefore

\$20 for Full Members

\$40 for Family concession

\$10 for juniors.

Please make cheques out to Northern Districts Lapidary Club, or pay cash to your class Instructors, specifying that payments are for Annual fees.

**Non-financial members will be removed from mailing lists & etc. at the end of August.**

If you are having any difficulties, please contact the President, Diane Neasmith, for a confidential solution

#### **CLUB TUMBLER**

They said "every Club should have a Tumbler". After months of work the Tumbler is ready to roll again. Thanks go to Bert Deane, John Andersen, Lou Sun and others involved with rebuilding and developing the safety of this equipment.

#### **BEECROFT IN BLOOM 9<sup>th</sup> & 10<sup>th</sup> September 2011.**

The festival is organised by Beecroft Cheltenham Lions Club as their fundraiser.

This event provides our Lapidary Club with a free opportunity to publicize our hobby to local people.

The Lapidary Club will mount a display at the festival on Friday 9<sup>th</sup> September as part of the Art Exhibition in two rooms over the top of Franklins.

On Saturday 10<sup>th</sup> September our club will take a display table near the railway entrance.

Help is needed at noon on Friday to locate two show cases in the Art room and arrange a display of our work. Can you help do this?

Help is needed to man the stall on Saturday from 8am to 4pm. If you can give a couple of hours please contact Diane on 9869 2314.

John Weatherburn is on holidays! Someone else has to step up to say "yes" and make good this opportunity for the Club. I hope "someone else" is reading this!

The Lions Club also has a Cocktail Party on Friday 9<sup>th</sup> at 6.30pm in conjunction with the Art Exhibition and our members are most welcome to attend at a cost of \$20. See Diane Neasmith for details.

#### **FISH AND CHIPS AND WARATAHS**

Thursday 29<sup>th</sup> September.

Find waratahs and other Sydney wildflowers this spring time.

Have a short bush walk and enjoy beautiful views of Broken Bay.

Take a picnic lunch or buy fish and chips at Patonga.

**Directions.** Take the F3 north and exit towards Gosford. Turn right into Woy Woy Rd (if you have time Staples lookout 4 km on the left is well worth a stop). Continue on down the hill to Woy Woy. Turn right into Ocean Beach Drive and head south for about 14 km. It twists and changes name a few times Sydney, Hobart, Mt Ettalong and then Patonga Rd .

Meet 10 am 2 km past the Pearl Beach turn off at the great North Walk track on the RHS. (limited parking, tuck in close and **take care**) After we find the waratahs we will move 500 m on to Warrah Trig turn off on left and then up to the trig station at end of dirt road (last years location). More wildflowers, a short walk on a bush track ( good footwear needed) and then lunch time.

Any questions John Weatherburn 9871 3302

#### **BONE CARVING COURSE**

Are you interested in learning how to carve Celtic or Maori shapes out of a beef shin bone ?

The Club has arranged for Nelson Robertson, an expert instructor in these fields, to run a weekend course so that you too can acquire these skills.

**WHEN. Sat. 22nd, Sun. 23rd Oct. 9 am**

**COST. \$30**

**TOOLS.** The Club has some of the requirements, you will need others.  
A list will be supplied.

**BONE.** Details will be supplied then talk to your friendly butcher.

**NUMBERS** Ten (10) would be ideal.

If you are interested put your name down on the list at the Club rooms or contact  
John Weatherburn 9871 3302

## Field Trip Officers' Report

### Next Field Trip

**Friday 14 – 22 October**

Rockerama, the Inverell district Gem Festival.

There are 11 field trips to choose from.

ALSO, a Guyra Sapphire collecting trip, either side of the Inverell 'Rockerama'.

More details will be published in a later edition.

-----

### Field Trip Report

By Ulrich Schock

On Sunday June 17th we joined Ed on the fieldtrip to Woy Woy. The meeting point was Staples Lookout where the looking out was somewhat obscured by low clouds, fog and drizzling rain. Our Field trips Officer arrived shortly after us and we waited for a while for a third party. After waiting for 15 minutes past the official meeting time a phone call was made to the missing party which turned out to be on the way back from Lightning Ridge, so we decided not to wait.

Our fearless leader led us into the bush where no path was visible with the object of seeing many aboriginal rock carvings. He veered off towards the left while his able assistant kept on telling him we should veer to the right. The bush became quite dense and one of our party henceforth referred to as 'scaredy cat' turned back to the safety of the car to do some serious knitting. About 45 minutes later the bravehearts returned coming from the right side. There was a path, they said, quite easy to walk and they were willing to back and guide scaredy cat to the carvings. We veered to the right into the bush and followed a very narrow but obvious path to the rock plateau with the carvings. There were a lot of them and they were well worth seeing.

Next stop were the Hieroglyphics. No, we did not transport startrek style to Egypt, we just followed a firetrail into the Australian bush. There were wildflowers galore. Several species of Wattle. Grevillias, Banksias, Beronias, bushes with white flowers and near the ground little blue, purple and red flowers. A feast for the eyes. A huge gum tree caught our eyes, its gigantic waxy brown trunk, wider than the four of us could reach joining hands, growing straight out of rocks. Gnarly braches reaching up to the sky, it would have been a perfect Bonsai specimen had it not been several stories high! Eventually we reached an outcrop

of higgledy piggledy rocks. Our fearless leader, able assistant and one heroic follower scrambled up like mountain goats whilst scaredy cat stayed on solid ground mewing pitifully. Luckily there was another way up slightly less scary and with the help of the two gentlemen and encouraging sounds of able assistant, scaredy cat scrambled through a small hole in rocks upwards to arrive in a narrow split between two rock walls. An amazing sight awaited her there.....the walls were covered in hieroglyphics!! (had to look that word up in the dictionary) of all shapes and sizes. Who put them there? Did the Pharaohs venture to Australia in their ornate boats? Did Alien artists land there? The God 'Isis' beautifully outlined in the rockwall overlooked it all.

We scrambled back down and walked back via a loop road to the cars. Scaredy cat was so busy admiring the wildflowers she did not even notice the drizzle had become more like rain. The little Creek cheese factory was our next stop. Of course we did some tasting and yes some cheese was bought. It was approx 3.15pm when we were finished at the cheese factory and there was a unanimous decision that none of us needed any more rocks so the side trip to the elephant shop was put off to some other time.

Many thanks to the Fieldtrips Officer for a lovely day.

Feel free, he said, to join him on the next of "Ed's Adventures".

-----

### Cook's Corner

Running Late, dinner not ready for the tribe?

Fool them all, throw an onion on to fry, makes them all think all is under control.

-----

### Quick Garlic prawns (for 2)

About a dozen medium cocktail prawns, raw,  
Frozen (but defrosted) ok.

1 mid-sized garlic clove, finely chopped.

Heat a little olive oil in a fry- pan over high heat.

Throw in the prawns, sauté about 1 min, turn or flip, add garlic, sauté about 1 more minute till just done. Serve and enjoy for that quick entre.

No salt necessary, plenty in the prawns.

# STONE CARVING (The methodology differences between large and small are minimal)

## Stone Carving Part 2

**Roughing out:** The quickest way to remove a lot of stone from a block is with the **pitching tool**.

To use this tool, the stone must have a flat surface and squared corners. Place the pitching tool about 1 1/2" from the edge of the stone. Hold it straight up and down, then tilt it back slightly so that the force is directed towards the area you want to break off. With one sharp blow, break off the edge.

After removing as much material as possible with the pitching tool, begin to define the shapes with the **point chisel**.

Hold the chisel with your thumb on the outside. It feels awkward at first, but it prevents accidentally striking your thumb with the hammer.

Start carving by cutting parallel lines about an inch apart in the stone, creating ridges and grooves. Try not to direct the chisel too deeply into the stone, which will result in pulverizing the stone directly under the point and producing a white blemish, or 'stone bruise.' These white marks require a lot of additional work to remove.

Now go back over the same area with a cross-hatch pattern of cuts to knock off the ridges of the first cuts. Place the point so it catches under the ridge and the force pops the chip off.

Using this technique, begin defining the geometric planes of the large forms.

Work all areas of the sculpture simultaneously so that the entire carving is always at the same stage of completion. In this way you can make more accurate visual judgments as to how to proceed.



Using the Pitching Tool. Use of the point tool.



Making cuts with an angle grinder



Knocking off parallel cuts

All of the hand carving chisel shapes - the point, tooth, flat, rondel, etc. - are also made to work with **pneumatic hammers**.

The pneumatic hammer's multiple-strokes-per-second saves time and reduces some of the physical work of carving. Its smooth action can cut a more flowing line through the softer stones.

The pneumatic hammer's rapid fire action, when used with bushing chisels (4 point, 9 point, and cup chisel), make it a very effective tool for shaping the harder stones, like granite. Pneumatic hammers come in different sizes from the large 1 1/4" hammer for roughing out, to the 1/2", or smaller, for fine detail work. Air pressure can also be adjusted for more power or reduced for finer control.



**Defining the Forms:** Once the large forms have been established with the point chisel, begin refining them with a **tooth chisel**. The point chisel has left a rough texture of grooves and ridges which can be smoothed down with the tooth chisel.

The tooth chisel closely follows the contours of the forms to more accurately define them. Hold the chisel at about a 45 degree angle. A higher angle only bruises the stone; a lower angle just skips over surface. As with the point, try to catch the tool under

the ridge of stone to pop it off. A **flat chisel** is now used on flat or convex forms to remove the texture left by the tooth chisel. Use the curved edge of the **rondel** to clean out concave shapes.

During this cleaning up stage, you discover if you have bruised the stone and need to do extra work to remove the white marks.



**Finishing:** On the softer stones, **Rasps** and **rifflers** are used for the final smoothing and shaping of the carving. The coarse teeth of a cabinet maker's rasp or round rasp, when used in long sweeping strokes, produces graceful flowing forms.

The smaller **rifflers** with their varied shapes can get into small areas or complex shapes. On the softer stones, much of the detail carving can be done with riffler files.

Final smoothing is done with wet/dry silicon carbide sand paper.

On the harder stones, like granite, the final shaping can be done with the 9 point bushing tool followed by the diamond cup grinding wheel.



**Polishing:** Polishing brings out the beautiful colour and pattern of a stone. With the softer stones, continue hand sanding with the **wet/dry sand paper** under running water. Work through the grits (by roughly doubling the number of the last grit) from 150 grit to your desired degree of polish (somewhere between 600 to 3,000 grit).

On the harder stones, I use a pneumatic grinder with a centre water feed and diamond pads in an assortment of grits from 40 to 3,000.

After you are finished thoroughly going over the piece with a particular grit, let the stone dry. Check to see if there are any scratches or other imperfections that were not removed by the last grit. Mark the blemishes with a coloured pencil and go over the area again with the last grit until all the blemishes are removed before proceeding to the next finer grit.

If you go through all the grits and have not been drying the stone and checking for blemishes after each grit, when the stone dries you may be shocked to find some remaining scratches. You may have to start polishing all over again from the beginning.

Polishing is just plain labour  
(Content of this article from [cn-stonenet.com](http://cn-stonenet.com))

---


Stone Carving on a large scale is very similar to carving in carving small items.

Safety procedures are similar, design, cutting and polishing techniques are very much the same.

I would strongly recommend the use of a marquet (a plaster, clay or wax model) to assist the planning of your carving, Ed.

---

## Calories



### What is a calorie?

**Calories are the little bastards that get into your wardrobe at night and sew your clothes tighter... MY CLOSET IS INFESTED WITH THE LITTLE SHITS.**

## DIRECTORY

**President** Diane Neasmith 98692314  
 Mob. 0468973320 dneasmith@ozemail.com.au

**Vice President** Vacant

**Secretary** Glenn Brow 9617 0446  
[glenn.brown@csiro.au](mailto:glenn.brown@csiro.au)  
[secretary@ndlapidary.org.au](mailto:secretary@ndlapidary.org.au)

**Treasurer** Sharon Waters 98718938  
[sgwaters@tpg.com.au](mailto:sgwaters@tpg.com.au)

**Minutes Secretary** Gibson Owen 94114767  
 Mob. 0418227127 [gibson@lawfully.com.au](mailto:gibson@lawfully.com.au)

**Editor of Lapis** Colin Hazell 0410 659 729  
[col.hazell@Bigpond.com.au](mailto:col.hazell@Bigpond.com.au)

**Cutting Room Supervisor** Phil Manton 91445869  
 Mob. 0431184110

**Education Officer** Vacant

**Field Trips Officer** Edward Zbik 96386186  
 mob.0410 538 480 [etzed@optusnet.com.au](mailto:etzed@optusnet.com.au)

**Librarian** Marijke Noonan 94491107  
 Mob. 0410443777 [noonandm@bigpond.net.au](mailto:noonandm@bigpond.net.au)

**Social Secretary** Vacant

**Publicity Officer** Vacant

**Gem Council Delegate** Barbara Try 4393 6168  
[twotrys@bigpond.net.au](mailto:twotrys@bigpond.net.au)

**Committee Member** Tony Try 4393 6168  
[twotrys@bigpond.net.au](mailto:twotrys@bigpond.net.au)

**Web Master** Alex Maitland  
[maitland1@gmail.com](mailto:maitland1@gmail.com)

**Club Telephone Number** 9484 0014

**Public Officer** Brian Burns 9878 4073

**Postal Address** Secretary  
 Northern Districts Lapidary Club  
 PO Box 59  
 Beecroft NSW 2119

*Northern Districts Lapidary Club acknowledges the support of Hornsby Council.*

~NORTHERN DISTRICTS LAPIDARY CLUB INC.  
 holds the majority of its monthly meetings in the Beecroft Community Centre, Beecroft Road, Beecroft at 8pm on the 2<sup>nd</sup> Tuesday of each month except

January. Variation in date and time of meetings are published in Lapis, and on the club website.  
 The Entrance to the clubrooms is on the railway side of the building. ~

**Membership Fees:** effective from 01/07/2010  
 Entrance/ Annual Subs

Full Member aged 18 or more yrs	\$25	\$20
Junior member aged 10 to 17 yrs incl.	\$10	\$10
Family Concession	\$40	As Above
Junior Associate member aged less than 10 yrs		No charge

In case of a person being admitted to membership on or after January 1<sup>st</sup> in any Club financial year, the subscription fee that year shall be half the amount.

**THE CLUB FINANCIAL YEAR IS FROM JULY 1<sup>ST</sup> – JUNE 30<sup>TH</sup>**

-----  
**WEBMASTER** – Alex Maitland  
 Mail to: [ammaitland@optusnet.com.au](mailto:ammaitland@optusnet.com.au)  
 -----

### CURRENT CLASSES & ACTIVITIES HELD IN CLUB ROOMS

<b>Monday</b>	7.30pm	CABOCHON CUTTING
	Instructors	Glenn Brown 9617 0446
	7.30pm	SILVER JEWELLERY
	Instructor	Johan ten Hoedt 9484 6521
<b>Tuesday</b>	9.00am	SILVER JEWELLERY workshop
	Contact	Ed Bentley 94985748
<b>Wednesday</b>	10.00am	SENIORS ALL DAY Workshop
	Contact	George Hunter 9871 2126
	7.30pm	SILVER JEWELLERY
	Instructor	Brian Burns 9878 4073
<b>Thursday</b>	7.30pm	CABOCHON CUTTING
	Instructor	John Weatherburn 9871 3302
	7.30pm	FACETING CLASS
	Instructor	Phil Schofield 88851723
		Mob.0405 035 226
<b>Friday</b>	CASUAL CUTTING	
	1 <sup>st</sup> Friday of the month,	from 5pm
	No teacher – self help - enquiries please	contact John Weatherburn – 9871 3302
<b>Saturday</b>	1.00pm	FAMILY CLASS
	Instructor	Paul Khoo
	with Corin Sadlier	9869 7775

**CLASS FEES** can be paid to your class teacher, also annual membership fees when due and any purchases from the shop.

**CLASS, CASUAL & WORKSHOPS FEES – EFFECTIVE FROM 01/01/09**

First Class – per term (School Term) \$30  
 Any Additional Class – per term (School Term) \$25  
 Casual Cutting– per attendance \$5  
 Workshops –Costs as published when notified, plus materials.

**Workshop Weekends:** Subject, Date, and requirements will be printed in this newsletter as they occur.

There are waiting lists for some classes

**DATES OF INTEREST**

- Aug 11-14,** Gemfest, Anakie, Qld
- Aug 20-21,** Blaxland Club, Annual Gem Show, Glenbrook Comm.Hall,Gt West. H'way, Glenbrook
- Aug 27-28,** Carlingford Jewellery Beading Gem & Mineral show, Roselea Community Centre, Pennant Hills Rd, Carlingford
- Oct 1-3,** GEMKHANA, Cessnock Showground
- Oct 14-16,** Central Coast Club ; Annual Festival, Mingara Club, Tumbi Umbi
- Oct 5-6,** Illawarra Club; Annual Exhibition, Heining House, Dapto Ribbonwood Centre
- 2012 GEMBOREE, Bundaberg, Qld**
- 2113 GEMBOREE, Murray Bridge, SA**

Lapis now available by  or



Members, if you would prefer to receive your LAPIS by email rather than by snail mail please send you email address to Colin Hazell. My email is [col.hazell@Bigpond.com.au](mailto:col.hazell@Bigpond.com.au)

**DISCLAIMER:** Opinions expressed in LAPIS are those of the original Authors and do not necessarily reflect those of the Editor, Committee or Members of the Northern Districts Lapidary Club Inc. Persons acting on any opinions, advice or facts published in the Issue do so at their own risk.

**From the Editor's Desk**

Please send me contributions for LAPIS. I am interested in articles that would be enjoyed by one and all

Ph. (02) 98886750 or Mobile 0410 659 729

Email [col.hazell@bigpond.com.au](mailto:col.hazell@bigpond.com.au)

**MEETING DATES for 2011**

All meetings are held in the Clubrooms at Beecroft. \$15

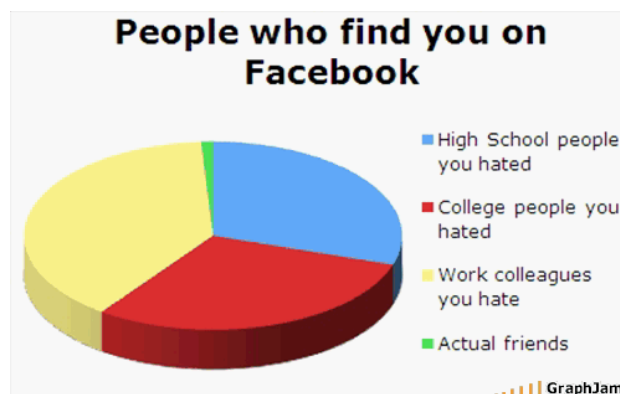
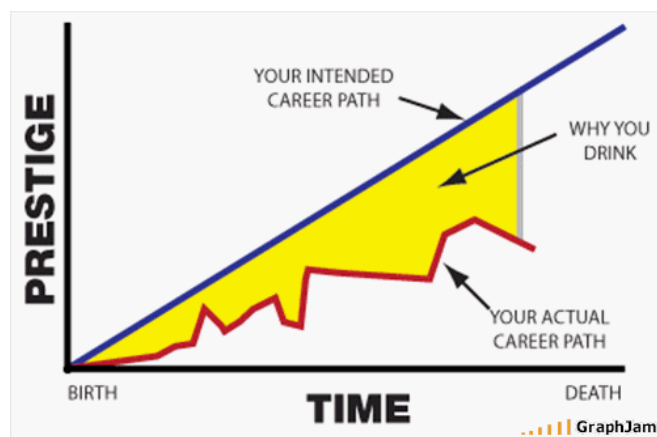
**AGM Saturday 13<sup>th</sup> August, 2pm**

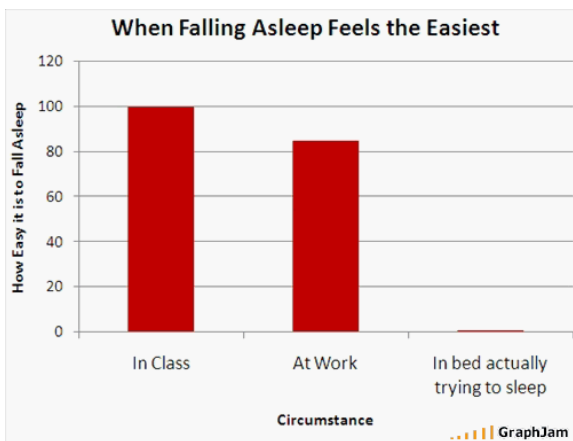
- Tuesday 13<sup>th</sup> September, 8.00pm
- Tuesday 11<sup>th</sup> October, 8.00pm
- Tuesday 8<sup>th</sup> November, 8.00pm
- Saturday 10<sup>th</sup> December, 2pm, Christmas Party

**Management Committee** meets the last Tuesday of each month except December, at 7.30 pm, in the clubrooms.

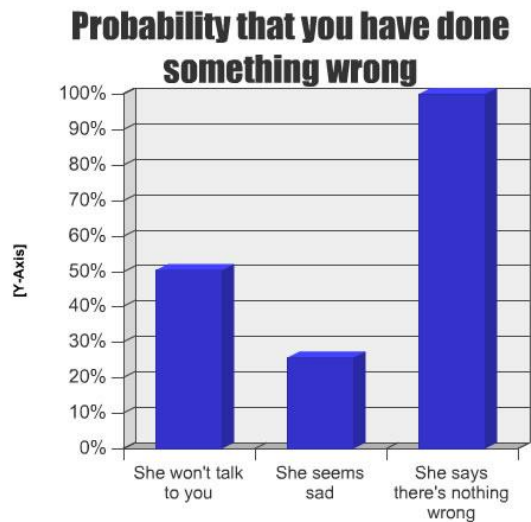
**Had enough of the serious stuff ? Try these**

Life Explained by Graphs

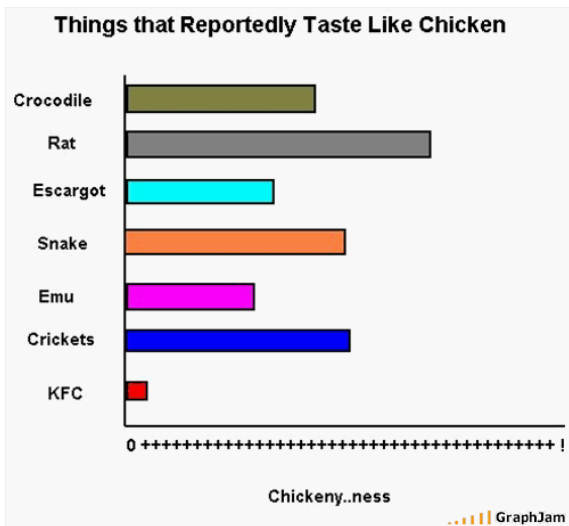




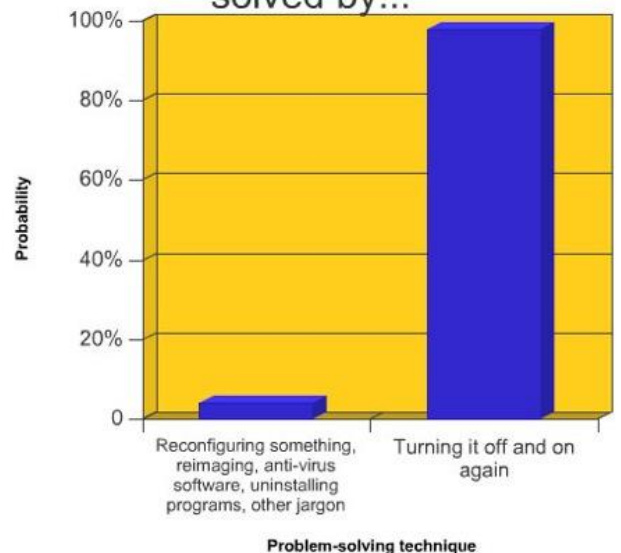
GraphJam.com



GraphJam.com



### Likelihood of a computer issue being solved by...



GraphJam.com

